

RENOVATION & PROTECTION

AGAINST ALL ELEMENTS
WHILST BEAUTIFYING YOUR HOME



www.eps.company

Who are EPS and what do we do?

We transform exterior walls from this



Into this



EPS is an exterior wall and roof coating specialist. Installing long-life wall & roof coating products that beautify and outperform traditional paint products for many years.

Company Facts:

- EPS was incorporated and commenced business on all three islands in the early 1990's.
- EPS is not an agency or franchise.
- EPS guarantees its work.
- EPS does not use subcontractors, all work is carried out by our local crews.
- EPS will provide references and properties to view at your request.
- EPS has full public and employer liability insurance.
- EPS has many returning customers, having enjoyed decades of maintenance-free protection they are happy to once again entrust EPS with their wall renovation project.
- Guaranteed for up to 10 years.

The perfect solution

Wall Renovation & Protection

against all elements whilst beautifying your home

Protex is our most popular wall-coating.

Up to 10 times thicker than conventional paint, you can say goodbye to regular house painting.

With high levels of craftsmanship and pride in our work, EPS has throughout the years transformed and protected hundreds of properties.

Protex coating is for professional use only. It contains generous amounts of resin binders, minerals, oxides, titanium and zinc.

When high pressure-sprayed onto specially prepared walls, Protex bonds itself to the masonry, creating an impenetrable barrier to the effects of rain, wind, sun rays, pollution and penetrating dampness.

Protex coatings are available in a wide choice of attractive colours and finishes including smooth, fine, coarse and transparent finishes for the protection and preservation of stone and brick.

With careful attention to detail, including thorough masking and protection of areas not to be treated, EPS can work around any existing house features such as block paving, new or old windows, conservatories, guttering etc.

Protex is the wall coating system for anyone wishing to have a cost-effective, worry-free, protective finish for their home.

- Waterproof and microporous, allowing walls to breathe.
- Will not chip, flake or peel and inhibits the growth of mould & lichen.
- UV stable, keeping its colour and protection for years to come.

Before



After



Forget painting it - PROTEX IT!

The Protex system is the perfect match for all exterior masonry surfaces

EPS can transform the appearance of ugly pebble-dashed walls.

Make your home more attractive with a smoother, long-lasting durable finish.

As with many old wall coverings pebbledash and render finishes can quickly suffer from defects allowing water to find its way inside the wall.

Due to its texture pebbledash can be difficult and expensive to repair or coat with traditional paint finishes.

Not always popular; the aesthetics of pebbledash can be subjective, and some people may not find it appealing. Pebbledash was often used as a cheaper alternative to a render-only finish. Commonly used on large housing estates it provided house builders with a quick cost-effective finish that initially did not have to be painted.

Apart from the annoying shedding of pebbles (especially after heavy rain) when the stones start to lose their adhesion from the render unsightly bald patches will show in the finish.

Defects such as hollow sections and cracks can quickly form, these defects are not always visible to the naked eye.

Water penetration and the subsequent freeze/thaw cycles can create unnoticed damage to the actual fabric of the building.

Step by Step



Water containing strong bio chemicals is applied by pressure spray onto existing walls. Years of dirt, mould, algae and loose paints are removed by this process thus making any damaged render or brickwork apparent.



Polymer modified cements and latex are just a few materials used in repair work to ensure a perfect bond for the topcoats.



Once all repairs are complete all windows, doors, paths and surrounding areas are masked up with tape and heavy duty paper. Great care is taken to protect plants, bushes, trees, lawns etc.

The perfect solution

The Protex system is the perfect solution for restoring your tired pebble-dashed walls.

How is the Protex system installed on pebble-dashed walls?


Preparation is everything!

The all-important preparatory work includes disinfecting and washing down the wall surface.

The entire walls are carefully tested to reveal any defects such as cracks or delaminated, hollow areas. Once any defects are made good EPS carries out the next stages.

After careful masking, the wall surface is coated with a high-performance bonding coat consisting of graded sand & cement, this gauged mix is then modified with liquid SBR-latex.

Once worked into the pebbledash this bonding coat encapsulates the stones, this stabilises and consolidates the surface providing a sound and more even base for the final stages of the Protex coating application, which is the next primer coat and the final Protex finish coat.



OLD PEBBLEDASH

CEMENT SLURRY COAT



DURING



AFTER



TOP COAT IN ANY
BS COLOUR



Pebble-Dash
coated with
Protex

Pebble-Dash
coated with
normal paint



All properties are primed with Protex primer, without exception.



Applied by specialist spray equipment
Protex is applied onto the surface using up to 1000lbs of pressure depending on which coating is applied.



Finished result. Protex fine texture is a two coat system. Protex smooth is a three coat system.

Higher degree of protection

Protex High-Performance wall coatings

For new or old renders you can rely on Protex to provide a beautiful lasting finish.

Why go through the expense and inconvenience of having your exterior walls painted every few years?

No matter what type of render your house has been finished with all renders require maintenance, and even the latest self-coloured render finishes will one day succumb to the effects of Mother Nature.

For those seeking a DIY solution repairing a few cracks with filler and painting most walls with shop-bought masonry paint will not provide adequate long-term protection, meaning that most houses have to be re-painted within a short space of time.

There is another way to address the problem of constant house painting, that way is the Protex way.

After preparation of the walls, spray-applied Protex will look fresh for years to come and will easily outperform normal masonry paint finishes.

EPS takes care of everything from start to finish with no mess or fuss, the only work you have to do is to choose the colour!

Once your walls have been treated you can sit back and admire your new house makeover, confident that your home not only looks good but is now protected from the elements.

Before



After



Protection

Give your tired-looking walls new kerb appeal and help lower your energy bills.

About a third of all the heat lost in an uninsulated home escapes through the walls.

Solid walls (usually pre-1920s build) can be technically difficult and very expensive to insulate. Our range of Protex exterior coatings includes a system that can contribute to the insulation of the exterior walls of all house types.

Protex Perlite Textured is a perlite-modified coating up to ten times thicker than conventional paint. Perlite is an expanded mineral material and is a noncombustible natural breathable insulator, it really can help lower energy bills. It's a fact that a dry weather-proof wall is a warmer wall.

Protex Perlite Textured is a great product for both old and new renders on all types of homes.

Protex Perlite Textured helps cover up imperfections, providing a more uniform finish, providing long-lasting insulative protection for decades.

Made to last

Guaranteed for up to 10 years.

Many Protex systems applied to both pebbledash and render have far exceeded their original guarantee term.



Perfect solutions

Protex Clearshield - what is it?

Protex Clearshield is a colourless waterproofing system that penetrates deep beneath the surface with added dispensing agents giving maximum penetration depth. The material forms a clear silicone barrier in the capillary channels, leaving no sign of discolouration.

Clearshield is for professional use only, unlike many DIY waterproofing products, Clearshield does not evaporate. Its chemical formula can resist being broken down by seasonal weather cycles which cause expansion and contraction within the masonry.

How Protex Clearshield works

When applied Clearshield forms part of the surface filling the pores with a water-repelling substance causing the water to 'bead' on the surface keeping your walls free from water saturation.

Clearshield does not alter the brick or stone appearance or the surface's breathing ability. Clearshield is not affected by the drying effects of wind and will last much longer than other clear surface treatments.



Benefits of Clearshield application

Clearshield can help insulate your property and assist in the prevention of heat loss. Compared to a dry-protected wall heat loss through wet damp brickwork can be up to one and a half times greater.

An average house can soak up thousands of litres of water causing dampness. This causes spalling which is the erosion of stone or brickwork resulting in costly repairs and re-pointing as well as the extra expense of heating.

Clearshield helps prevent freeze/thaw frost damage and stops the build-up of discolouration from dirt.

Protex Clearshield - an end to costly water damage repairs.



MASKING



FINISHED

without exception...

Protex Roof-Guard

Roof tiles can soon become overgrown with moss, lichen and even grass, making the appearance of any roof drab and a little untidy.

The Protex Roof Guard coating system enhances the looks of any roof.

Roof Guard can extend the lifespan of roofs by many years, it protects against costly freeze/thaw damage, transforms the colour and provides the appearance of a brand-new roof.

Roof Guard will inhibit the future growth of organic material and will provide that "just done" look for years to come.

Protex Roof Guard is:

- Waterproof and microporous
- Highly durable
- Colour fast
- Resistant to acid rain
- Alkali resistant
- Resists the re-growth of moss & lichen

As with all Protex coating jobs, thorough preparation has to be undertaken before the coating system is applied.

Firstly a detailed survey and inspection of the roof is made, all damaged tiles are replaced and any necessary re-pointing of hips, ridges and gables is carried out.

The roof is pressure washed and cleaned, this ensures that all moss, lichen and any other unwanted residues are removed. Gutters are also cleaned and the surrounding areas are protected to avoid any contamination during application.

After preparation is carried out, a bonding coat is applied, which adheres and bonds to the tiles, forming a permanent bond this primer coat is followed by the second finish coat which comes in a range of colours. This completes the work leaving your roof protected and with the appearance of a new roof.



Complete satisfaction

Extra Services - Repairs

As part of the EPS coating service isolated repairs to surface cracks and patches of loose render all form part of the standard preparatory work.

For walls requiring more intensive repairs as an extra service, we can carry out stitching, this offers a more robust solution to weaknesses and cracks within the masonry structure.


In some cases, walls with signs of cracking simply need to be repointed. That means replacing the mortar between the bricks, again this forms part of the standard preparation and will be included in your detailed quotation.

Stitching is recommended for more worrying signs of structural damage. It involves raking out mortar along the cracks installing stainless steel Helical bars into the brickwork and securing those with a special resin. This provides new additional strength to the area holding the wall in place.

There is little point in repairing cracks by filling or repointing them alone, without giving thought to the fact that the underlying masonry has moved for a reason and, given that nothing has changed structurally, they will probably move again and the cracks will reappear.

Stitching is a good way of knowing you have supported your masonry in a way which does not compromise it and will reduce the likelihood of any further movement causing further damage.

Like all good jobs, it starts with the detail, Your EPS surveyor will provide a clear written specification which will include all work necessary to ensure your home not only looks good but will last for many years to come.



Free Surveys and Quotations



Exterior Protection Services (IOM) Limited

Ballacreggen Farm
Old Castletown Road
Douglas
Isle of Man
IM4 1HL

Tel: 01624 627191

EPS Coatings (Jersey) Limited

Floor One
Liberation Station
Esplanade
St Helier
Jersey
JE2 3AS

Tel: 01534 888065

EPS Coatings (Guernsey) Limited

Grove Farm
Les Varioufs
St Martin
Guernsey
GY4 6TB

Tel: 01481 714895



**The PROTEX system.
Call to see the benefits yourself.**

www.eps.company